APPROVED: _____

DATE: _____ TITLE: _____

Rev	AWO #	Description	Date	Appr
-	13269	RELEASED	8/21/14	
A	13269	UPDATED DIM.	7/24/18	HR/AY

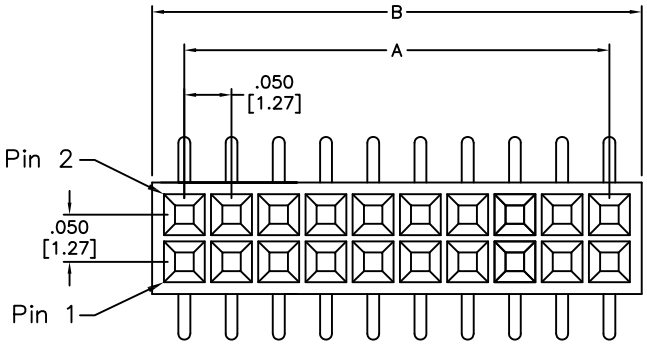

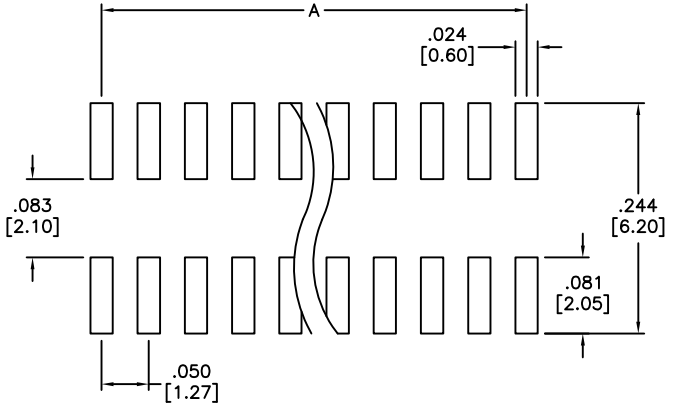

RECOMMENDED PCB LAYOUT

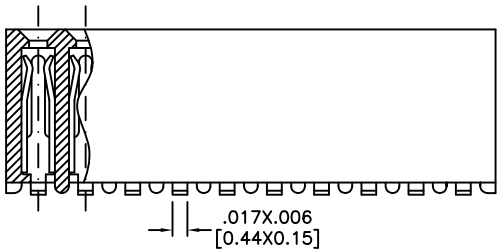

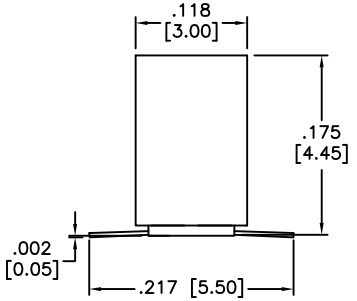

SPECIFICATIONS:

Material:

Insulator: Hi–temp thermoplastic, rated UL 94V–0

Insulator color: Black

Contacts: Phosphor Bronze

Plating:

Gold flash over Nickel underplate on contact area,
Tin over Copper underplate on SMT tails

Electrical:

Current rating: 1 Amp max.

Contact resistance: 20 mohms max. initial

Insulation resistance: 5,000 Mohms min.

Dielectric withstanding voltage: 500 VAC for 1 minute

Temperature Rating:

Operating temperature: –40°C to +105°C

Environmental:

Lead free, RoHS compliant

RoHS COMPLIANT

Positions: 4 thru 100

A = .050 [1.27] x No. of Spaces

B = .050 [1.27] x No. of Spaces + .068 [1.73]

UNLESS OTHERWISE SPECIFIED
ALL DIMENSIONS ARE INCHES [MM]
TOLERANCES: EXCEPT AS NOTED

INCHES		HOLES	
.X	± .10	Ø.X	±.10
.XX	± .020	Ø.XX	±.015
.XXX	± .015	Ø.XXX	±.010

APPROVALS		DATE
DRAWN	HR	8/21/14
CHECKED	NP	8/21/14
APPROVED		

ADAM TECH
909 Rahway Avenue, Union, NJ 07083
Phone: 908-687-5000 Fax: 908-687-5710

TITLE: .050 [1.27] FEMALE HEADER, SMT TYPE SEL GOLD PLATED, NO KEY, NO PEG

SIZE	PART NO.	REV.
X	HFH-XX-SG-SMT-NK-NP	A

REF: S00059T | SCALE: NTS | SHEET 1 OF 1