Rev	AWO #	Description	Date	Appr
X		Released	04/28/05	

APPROVED: _____

DATE: _____ TITLE: _____

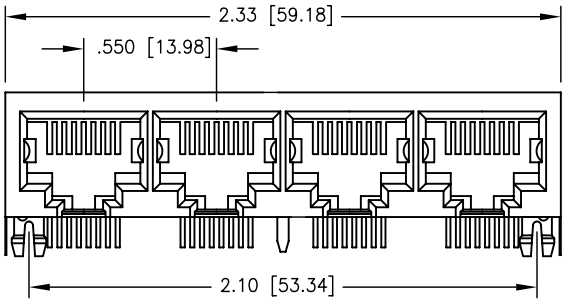

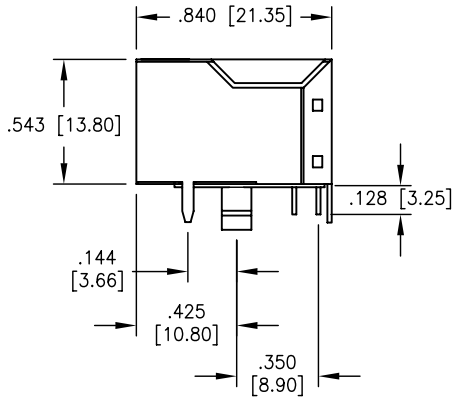

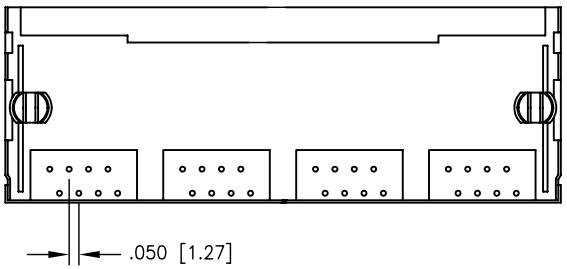

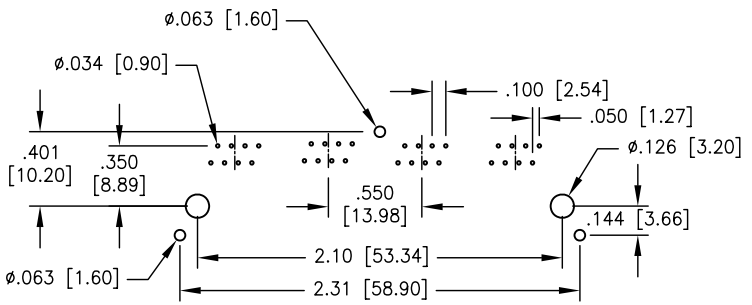

Recomended
PC Board Layout

SPECIFICATIONS:

Material:

Insulator: PBT, rated UL 94V–0

Insulator color: Black

Contacts: Phosphor Bronze

Plating:

X Gold over Nickel underplate on contact area, Tin over Copper underplate on PCB tails. See plating chart

Electrical:

Operating voltage: 150 VAC max

Current rating: 1.5 Amps max

Contact resistance: 20 mohms max

Insulation resistance: 500 Mohms min @ 500 VDC

Dielectric withstanding voltage: 1000 VAC for 1 minute

Temperature Rating:

Operating temperature: –40°C to +125°C

Environmental:

Lead free, RoHS compliant.

Recommended soldering temp: 235 for 5 sec.

RoHS COMPLIANT

"X"	PLATING
0	15 uin Gold
1	30 uin Gold
2	50 uin Gold

UNLESS OTHERWISE SPECIFIED
ALL DIMENSIONS ARE MM [INCHES]
TOLERANCES: EXCEPT AS NOTED

INCHES		HOLES	
.X	± .10	Ø.X	±.10
.XX	± .020	Ø.XX	±.015
.XXX	± .015	Ø.XXX	±.010

APPROVALS		DATE
DRAWN	SLS	04/28/05
CHECKED		
APPROVED		

ADAM TECH
909 Rahway Avenue, Union, NJ 07083
Phone: 908–687–5000 Fax: 908–687–0214

TITLE
MODULAR TELEPHONE JACK, R/A
ONE REAR PCB GROUND TAIL

SIZE	PART NO.	REV.
X	MTJG-4-88GX1-FSB-1	-

REF: | SCALE: NTS | SHEET 1 OF 1