Rev	AWO #	Description	Date	Appr
-	10635	RELEASED	10/12/10	

APPROVED: _____

DATE: _____ TITLE: _____

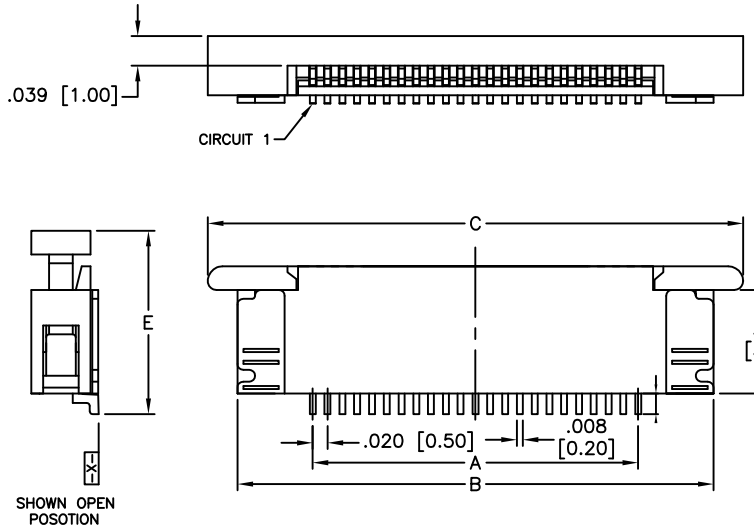

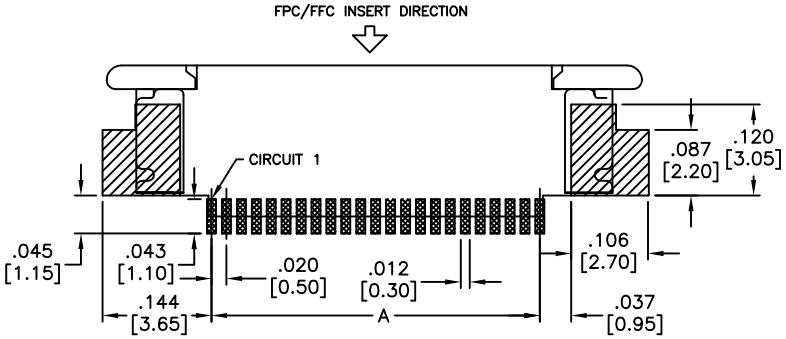

RECOMMENDED PCB LAYOUT

Applicable FPC

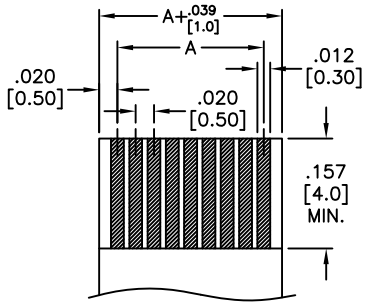

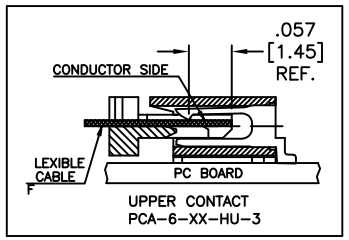

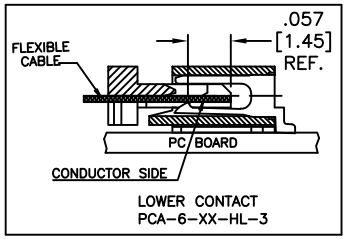

Postitions: 3 thru 60
A = .020 [0.50] x No. of Spaces
B = A + .201 [5.10]
C = A + .280 [7.10]
D = .197 [5.00] ... 03 thru 30
= .213 [5.40] ... 31 thru 60
E = D + .047 [1.20]

SPECIFICATIONS:
Material:
Insulator: Hi-temp thermoplastic, rated UL 94V-0
Insulator color: Natural
Contacts: Copper Alloy
Plating:
Tin over Copper underplate overall
Electrical:
Operating voltage: 50 VAC max
Current rating: 0.4 Amps max
Contact resistance: 30 mohms max initial
Insulation resistance: 500 Mohms min
Dielectric withstanding voltage: 500 VAC for 1 minute
Temperature Rating:
Operating temperature: -55°C to +85°C
Environmetal:
Lead free, RoHS compliant.

RoHS COMPLIANT

UNLESS OTHERWISE SPECIFIED
ALL DIMENSIONS ARE INCHES [MM]
TOLERANCES: EXCEPT AS NOTED

INCHES		HOLES	
.X	± .10	Ø.X	±.10
.XX	± .020	Ø.XX	±.015
.XXX	± .015	Ø.XXX	±.010

APPROVALS		DATE
DRAWN	DY	10/12/10
CHECKED		
APPROVED		

ADAM TECH
909 Rahway Avenue, Union, NJ 07083
Phone: 908-687-5000 Fax: 908-687-5710

TITLE: ZIF FLEX CIRCUIT CONNECTOR
SIDE ENTRY, SMT

SIZE	PART NO.	REV.
X	PCA-6-XX-HX-3	-

REF: S00030T | SCALE: NTS | SHEET 1 OF 1