APPROVED: _____

DATE: _____ TITLE: _____

Rev	AWO #	Description	Date	Appr
-	11908	RELEASED	02/02/12	
A		UPDATE DRAWING	6/22/18	AY/RC1

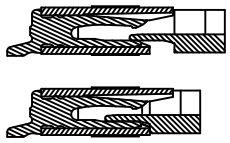

PCA-6B-XX-HU-3
Side entry, upper contact

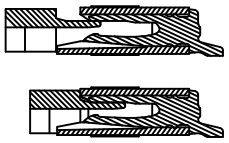

PCA-6B-XX-HL-3
Side entry, lower contact

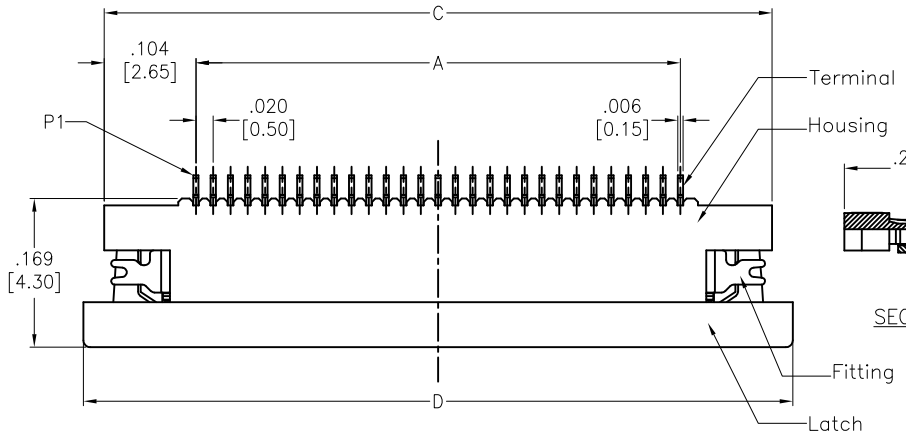

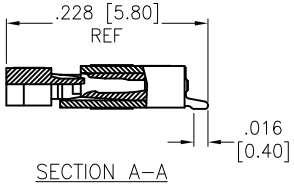

SECTION A–A

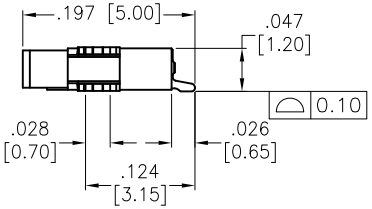

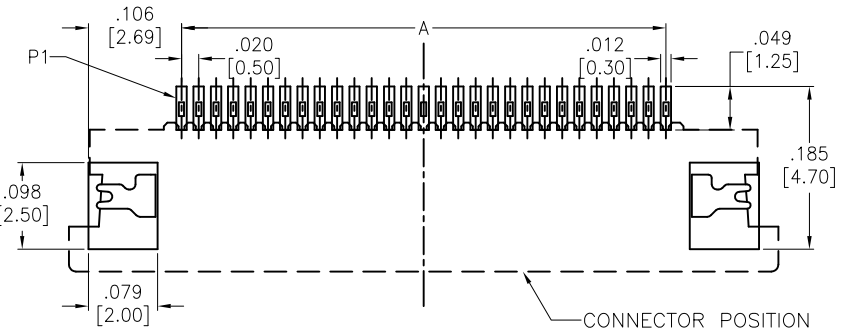

RECOMMENDED PCB LAYOUT

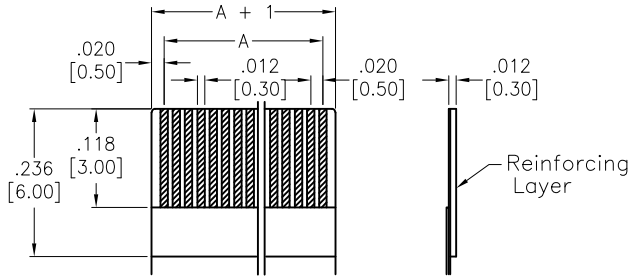

RECOMMENDED FFC/FPC DIM.

SPECIFICATIONS:
Material:
Insulator: Hi–Temp Thermoplastic, rated UL 94V–0, Color: Natural
Latch: Hi–Temp Thermoplastic, rated UL 94V–0, Color: Black
Contacts: Copper Alloy
Fitting Nail: Copper Alloy
Plating:
Tin over Copper underplate overall
Electrical:
Operating voltage: 50 VAC max
Current rating: 0.4 Amps max
Contact resistance: 100 mohms max
Insulation resistance: 50 Mohms min
Dielectric withstanding voltage: 250V AC(rms) for 1 minute
Temperature Rating:
Operating temperature: –40°C to +85°C
Environmetal:
Lead free, RoHS compliant.

RoHS COMPLIANT

Positions: 04 thru 50
A= .020 [0.50] x No. of Spaces
B= .020 [0.50] x No. of Positions + .024 [0.60]
C= .020 [0.50] x No. of Positions + .189 [4.80]
D= .020 [0.50] x No. of Positions + .236 [6.00]

UNLESS OTHERWISE SPECIFIED
ALL DIMENSIONS ARE INCHES [MM]
TOLERANCES: EXCEPT AS NOTED

INCHES		HOLES	
.X	± .10	Ø.X	±.10
.XX	± .020	Ø.XX	±.015
.XXX	± .015	Ø.XXX	±.010

APPROVALS		DATE
DRAWN	TW	02/02/12
CHECKED	AY	02/02/12
APPROVED		

ADAM TECH INTERCONNECTS
909 Rahway Avenue,
Union, NJ 07083
Phone: 908-687-5000
Fax: 908-687-5710

TITLE: ZIF FLEX CIRCUIT CONNECTOR
SIDE ENTRY, SMT TYPE

SIZE	PART NO.	REV.
X	PCA-6B-XX-HX-3	A

REF: S00167T | SCALE: NTS | SHEET 1 OF 1