APPROVED: _____

DATE: _____ TITLE: _____

Rev	AWO #	Description	Date	Appr
-		RELEASED	3/23/05	
A		REDRAWN	8/15/14	HR/SL

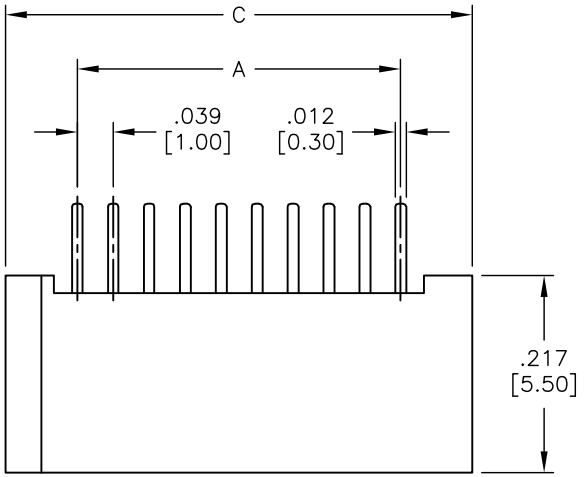

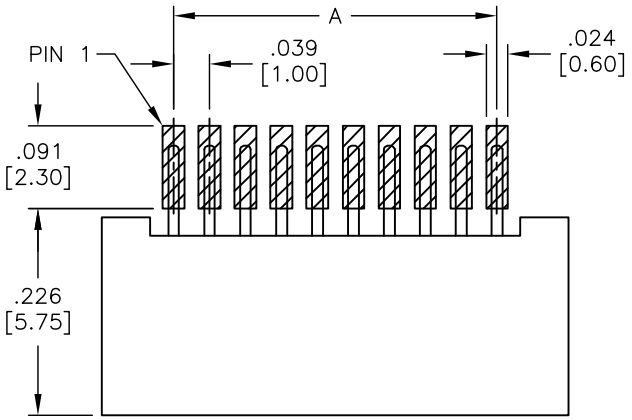

RECOMMEND PCB LAYOUT

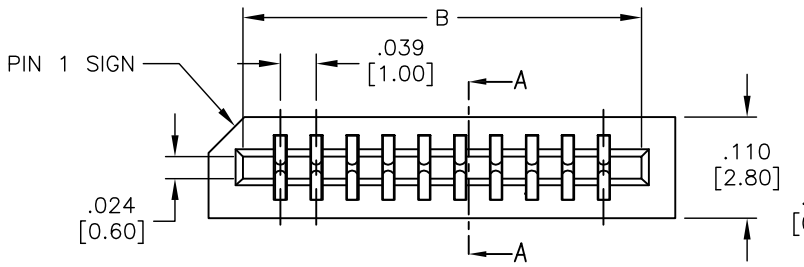

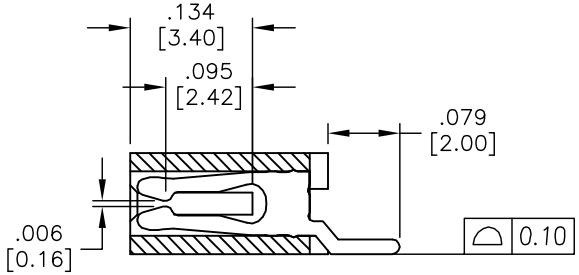

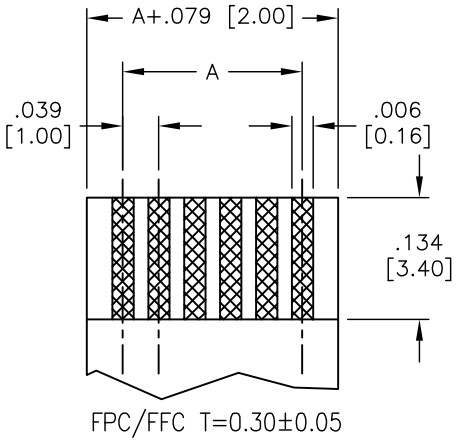

FPC/FFC T=0.30±0.05

SPECIFICATIONS:
Material:
Insulator: Hi–Temp, thermoplastic, rated UL 94V–0
Insulator color: Black
Contacts: Phosphor Bronze
Plating:
Tin over Copper underplate overall
Electrical:
Operating voltage: 100 VAC max
Current rating: 0.5 Amps max
Contact resistance: 30 mohms max initial
Insulation resistance: 1000 Mohms min
Dielectric withstanding voltage: 500 VAC for 1 minute
Temperature Rating:
Operating temperature: –55°C to +85°C
Environmental:
Lead free, RoHS compliant

RoHS COMPLIANT

Positions: 3 thru 36
A = .039 [1.00] x No. of Spaces
B = A + .082 [2.10]
C = A + .157 [4.00]

UNLESS OTHERWISE SPECIFIED
ALL DIMENSIONS ARE INCHES [MM]
TOLERANCES: EXCEPT AS NOTED

INCHES		HOLES	
.X	± .10	Ø.X	±.10
.XX	± .020	Ø.XX	±.015
.XXX	± .015	Ø.XXX	±.010

APPROVALS		DATE
DRAWN	SS	3/23/05
CHECKED	AY	7/28/10
APPROVED		

ADAM TECH
909 Rahway Avenue, Union, NJ 07083
Phone: 908-687-5000 Fax: 908-687-5710

TITLE: LIF FLEX CIRCUIT CONNECTOR
SIDE ENTRY, SMT

SIZE	PART NO.	REV.
X	PCB-C-XX-SA-SMT	A

REF:	SCALE:	SHEET
S00043T	NTS	1 OF 1