APPROVED: _____

DATE: _____ TITLE: _____

Rev	AWO #	Description	Date	Appr
-		RELEASED	8/9/16	
A		UPDATE DIM.	1/30/18	AY/LW
B		UPDATE DIM.	12/21/18	AY/KC
C		UPDATE DRAWING	9/20/19	OW/DH
D		UPDATE LAYOUT	10/26/22	LH/LW

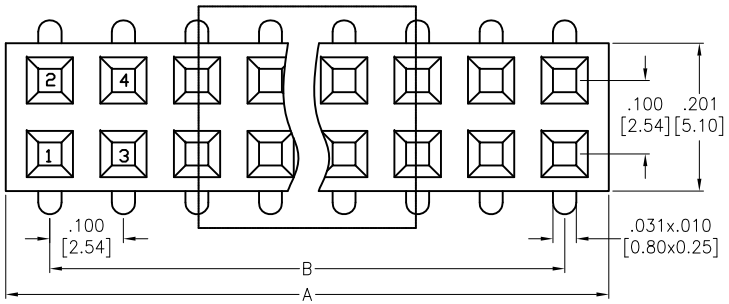

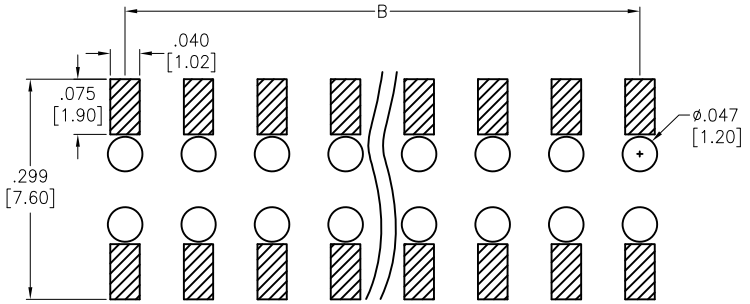

RECOMMENDED PCB LAYOUT

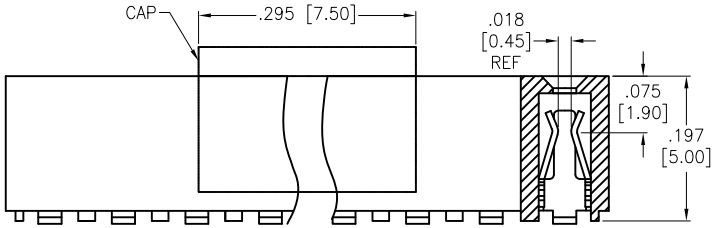

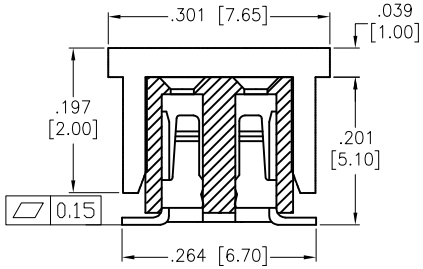

SPECIFICATIONS:

Material:

Insulator: Hi–temp thermoplastic, rated UL 94V–0

Insulator color: Black

Contacts: Copper Alloy

Plating:

Gold flash over Nickel underplate overall

Electrical:

Current rating: 3 Amp.

Contact resistance: 20 mohms max.

Insulation resistance: 1,000 Mohms min.

Dielectric withstanding voltage: 500 VAC for 1 minute

Temperature Rating:

–40°C to +105°C

Environmental:

Lead free, RoHS compliant

RoHS COMPLIANT

PACKAGED ON TAPE & REEL

Positions: 4 thru 80

A= .100 [2.54] x No. of Positions Per row + .020 [0.50]

B= .100 [2.54] x No. of Spaces

UNLESS OTHERWISE SPECIFIED ALL DIMENSIONS ARE INCHES [MM]. TOLERANCES: EXCEPT AS NOTED

INCHES		HOLES	
.X	± .10	Ø.X	±.10
.XX	± .020	Ø.XX	±.015
.XXX	± .015	Ø.XXX	±.010

DRAWN	AY	8/19/16
CHECKED	MY	8/19/16
APPROVED		

THIS DRAWING CONTAINS INFORMATION THAT IS PROPRIETARY AND SHOULD NOT BE USED WITHOUT PRIOR WRITTEN PERMISSION FROM ADAM TECH

ADAM TECH
909 Rahway Avenue,
Union, NJ 07083
Phone: 908-687-5000
Fax: 908-687-5710

TITLE: .100 x .100 DUAL ROW RECEPTACLE STRIP DUAL ENTRY, .197 [5.00] HEIGHT, SMT

SIZE	PART NO.	REV.
X	RS2BEY-XX-G-SMT-PP-T/R	D

REF: S00111C | SCALE: NTS | SHEET 1 OF 1