Rev	AWO #	Description	Date	Appr
-		RELEASED	7/10/14	

APPROVED: _____

DATE: _____ TITLE: _____

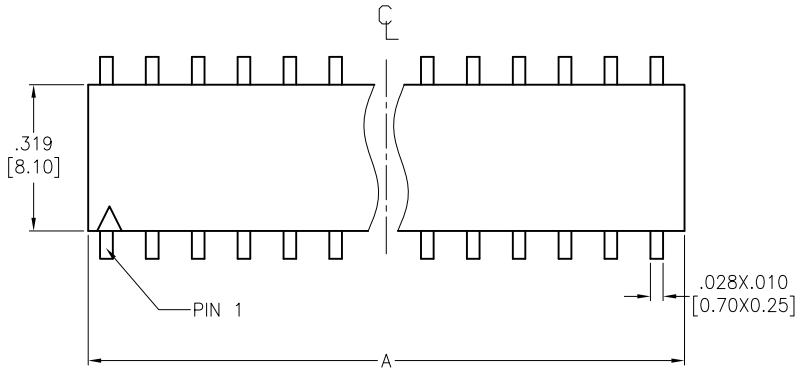

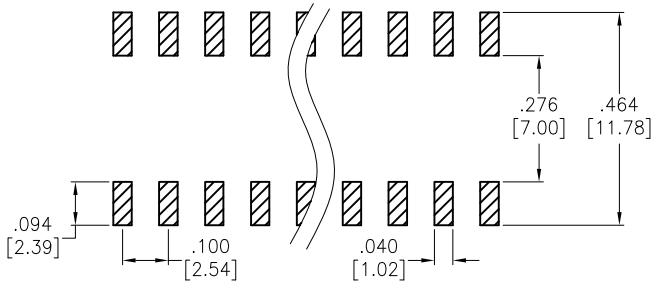

RECOMMENDED PCB LAYOUT

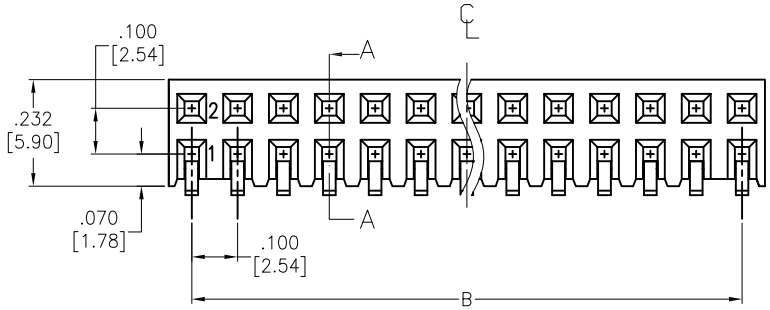

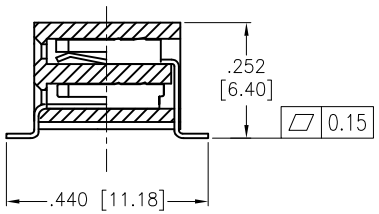

SECTION A–A

SPECIFICATIONS:

Material:
Insulator: Hi–Temp Thermoplastic, rated UL 94V–0
Insulator color: Black
Contacts: Phosphor Bronze

Plating:
Gold Flash over Nickel underplate on contact area,
Tin over Nickel underplate on solder tails

Electrical:
Current rating: 3 Amp
Contact resistance: 20 mohms max
Insulation resistance: 1,000 Mohms min
Dielectric withstanding voltage: 1,000 VAC/DC

Temperature Rating:
Operating temperature: –40°C to +105°C

Environmental:
Lead free, RoHS compliant.

RoHS COMPLIANT

Positions: 4 thru 80
A = .100 [2.54] x No. of Positions per Row + .008 [0.20]
B = .100 [2.54] x No. of Spaces

UNLESS OTHERWISE SPECIFIED
ALL DIMENSIONS ARE INCHES [MM]
TOLERANCES: EXCEPT AS NOTED

INCHES		HOLES	
.X	± .10	Ø.X	±.10
.XX	± .020	Ø.XX	±.015
.XXX	± .015	Ø.XXX	±.010

APPROVALS		DATE
DRAWN	AY	7/10/14
CHECKED	GH	7/10/14
APPROVED		

ADAM TECH
909 Rahway Avenue, Union, NJ 07083
Phone: 908-687-5000 Fax: 908-687-5710

TITLE: RECEPTACLE STRIP, .100 DUAL ROW SIDE ENTRY, SEL GOLD PLATED

SIZE	PART NO.	REV.
X	RS2BR-A-XX-SG-SMT	-

REF: S00019C | SCALE: NTS | SHEET 1 OF 1