


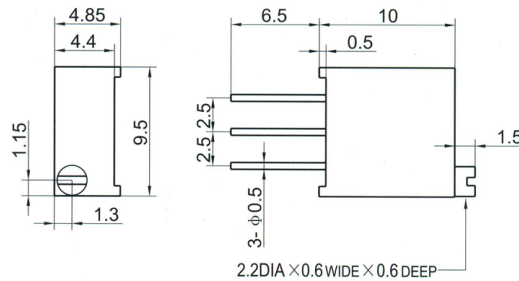
- Multiturn / Cermet / Industrial / Sealed
- 5 terminal styles (W, X, P, Y, Z)
- Available with a knob for finger adjust

CE10MT Series 9mm Square Trimming Potentiometer

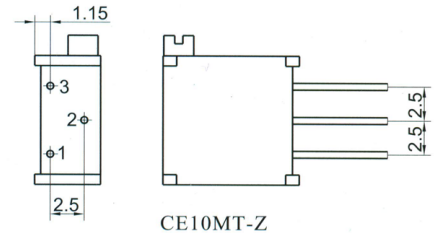


Electrical Characteristics

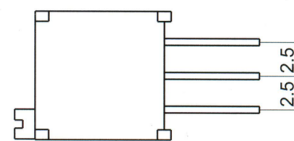
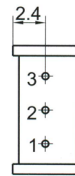
- Standard Resistance Range**
 10 to 5 megohms
 (see standard resistance table)
- Resistance Tolerance**
 $\pm 10\%$ std.
 (tighter tolerance available)
- Absolute Minimum Resistance**
 1% or 2 ohms max.
 (whichever is greater)
- Contact Resistance Variation**
 3% or 3 ohms max.
 (whichever is greater)
- Adjustability**
 Voltage $\pm 0.01\%$
 Resistance $\pm 0.05\%$
- Resolution**
 Infinite
- Insulation Resistance**
 500 Vdc, 1,000 megohms min.
- Dielectric Strength**
 101.3 kPa 600 Vac
 8.5 kPa 360 Vac
- Effective Travel**
 25 turns nom.



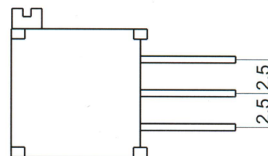
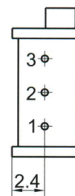
Common Dimensions



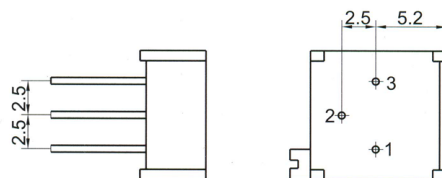
CE10MT-Z



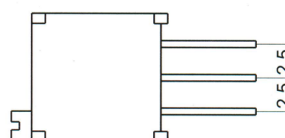
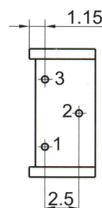
CE10MT-W



CE10MT-X

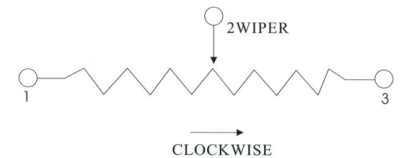
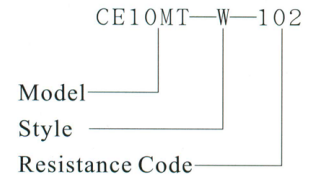


CE10MT-P



CE10MT-Y

How to order



Environmental Characteristics

- Power Rating (300 volts max.)**
 0.5 watt (70°C), 0 watt (125°C)
- Temperature Range**
 -55°C to +125°C
- Temperature Coefficient**
 ± 100 ppm/°C
- Vibration**
 98 m/s²
 (1% Δ TR; 1% Δ VR)
- Shock**
 390 m/s²
 (1% Δ TR; 1% Δ VR)
- Load Life**
 1,000 hours 0.5 watt @ 70°C
 (3% Δ TR; 4% or 4 ohms, whichever is greater, CRV)
- Rotational Life**
 200 cycles
 (3% Δ TR; 4% or 4 ohms, whichever is greater, CRV)

Physical Characteristics

- Torque**
 36 mN • m max.
- Mechanical Stops**
 Wiper idles
- Terminals**
 Solderable pins
- Standard Packaging**
 50 pcs. per tube

Standard Resistance Table

Resistance (Ohms)	Resistance Code
10	100
20	200
50	500
100	101
200	201
500	501
1,000	102
2,000	202
5,000	502
10,000	103
20,000	203
25,000	253
50,000	503
100,000	104
200,000	204
250,000	254
500,000	504
1,000,000	105
2,000,000	205
5,000,000	505

Detail Specification: Q/R Y256-2000
 Detail Mil-Spec: Q/R Y20021-2000