


CotoMOS® CT470/CS470

The CT470 / CS470 features current switching capability to 440mA with a low on resistance of 1.6Ω Maximum. Designed for Security, Measurement and Instrumentation applications the 70 Series relay is capable of handling 60V load conditions. If your requirements are different please contact your Coto Applications Engineer for assistance through www.cotorelay.com.

CT470/CS470 Features

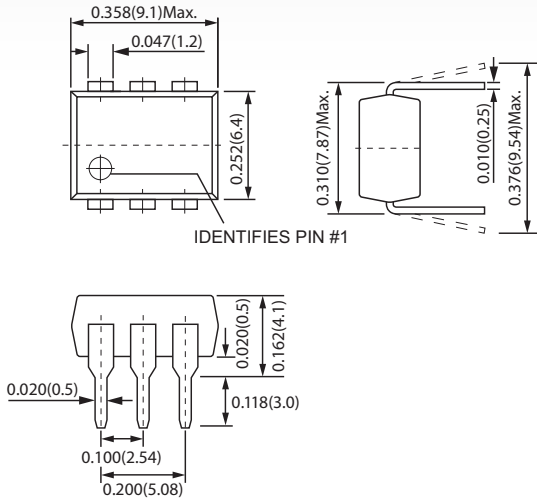
- ▶ Contact Form: 1B
- ▶ Load Voltage: 60V Maximum
- ▶ Operation LED Current: 3.0mA Maximum
- ▶ Load Current: 440mA Maximum
- ▶ On-Resistance: 1.6Ω Maximum
- ▶ Output Capacitance: 165pF Typical
- ▶ Low Off-State Leakage Current: 10μ A Maximum



DIMENSIONS

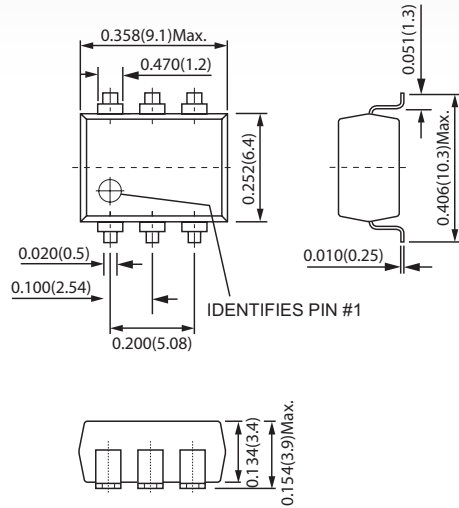
in Inches (Millimeters)

CT470



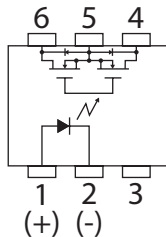
IDENTIFIES PIN #1

CS470



IDENTIFIES PIN #1

TERMINAL IDENTIFICATION



- | | |
|------------------|----------------------|
| 1: Anode (LED) | 4,6: Drain (MOS FET) |
| 2: Cathode (LED) | 5: Source (MOS FET) |
| 3: NC | |

CT470/CS470 MAXIMUM RATINGS (Ambient Temperature: 25°C)

Parameters	Symbol	Units	Value (DIP or SMD)
INPUT SPECIFICATIONS			
Continuous LED Current	I _F	mA	50
Peak LED Current	I _{FP}	mA	500
LED Reverse Voltage	V _R	V	5
Input Power Dissipation	P _{in}	mW	75
OUTPUT SPECIFICATIONS			
Load Voltage	V _L	V (AC peak or DC)	60
Load Current	I _L	mA	440
Peak Load Current	I _{Peak}	A	600
Output Power Dissipation	P _{Out}	mW	450
RELAY SPECIFICATIONS			
Total Power Dissipation	P _T	mW	500
I/O Breakdown Voltage	V _{I/O}	V _{rms}	1500
Operating Temperature	T _{Op}	°C	-40 ~ +85
Storage Temperature	T _{Stg}	°C	-40 ~ +100

CT470/CS470 ELECTRICAL SPECIFICATIONS (Ambient Temperature: 25°C)

Parameters	Symbol	Test Conditions	Units	Min	Typ	Max
INPUT						
LED Forward Voltage	V _F	I _F =10mA	V	1.0	1.17	1.5
Operation LED Current	I _{F On}		mA		0.9	3.0
Recovery LED Voltage	V _{F off}		V	0.5	1.0	
OUTPUT						
On-Resistance Drain to Drain	R _{On}	I _F =0mA, I _L =Rating Time to flow is within 1 sec.	Ω		0.75	1.6
Off-State Leakage Current	I _{Leak}	I _F =10mA, V _L =60V	μA			10
Output Capacitance	C _{Out}	I _F =10mA, V _L =0V, f=1MHz	pF		165	
TRANSMISSION						
Operate Time	T _{On}	I _F =10mA, I _L =Rating	ms		0.25	2.0
Recovery Time	T _{Off}	I _F =10mA, I _L =Rating	ms		0.05	1.0
COUPLED						
I/O Insulation Resistance	R _{I/O}		Ω	10 ⁹		
I/O Capacitance	C _{I/O}	f=1MHz	pF		1.3	

Environmental Ratings:

Operating Temp: -40°C to +85°C; Storage Temp: -40 to +100 C.
All electrical parameters measured at 25° C unless otherwise specified.

470/570/670 SERIES GRAPHS

