



TMR Magnetic Sensor Product Catalog

Advanced Switching and Magnetic Sensing Solutions

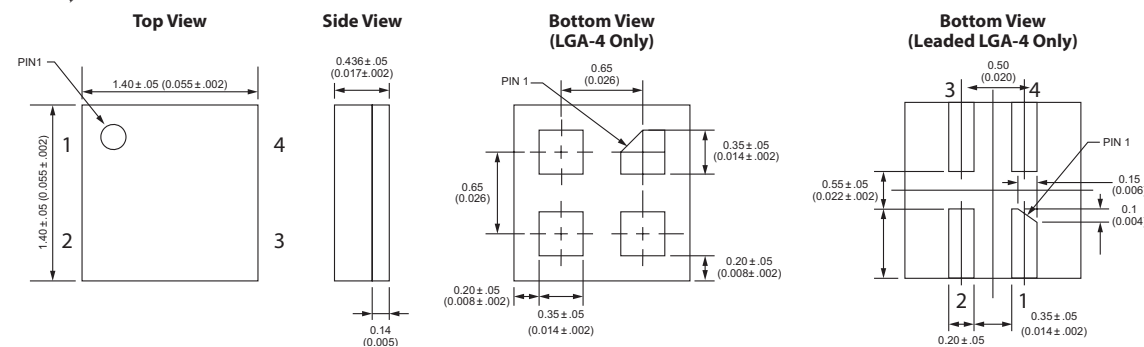
Coto Part Number	Magnetic Polarity Response	Operative Sensitivity (G)	Release Sensitivity (G)	Frequency (Hz)	I _{AVG} (μA)	Temp Rating (°C)	Supply Voltage (V _{DD})	Output Response	Package	Axis of Sensitivity
RR121-1A23-311	Omnipolar	9	5	10	0.24	-40 to +125	2.7 to 3.6	Active Low	SOT-23-3	X-Axis
RR121-1A53-311	Omnipolar	9	5	250	1.44	-40 to +125	2.7 to 3.6	Active Low	SOT-23-3	X-Axis
RR121-1B13-311	Omnipolar	30	20	2	0.2	-40 to +125	2.7 to 3.6	Active Low	SOT-23-3	X-Axis
RR121-1B13-312	Omnipolar	30	20	2	0.2	-40 to +125	2.7 to 3.6	Active Low	LGA-4	X-Axis
RR121-1B53-311	Omnipolar	30	20	250	1.44	-40 to +125	2.7 to 3.6	Active Low	SOT-23-3	X-Axis
RR121-1B93-312	Omnipolar	30	20	10000	36	-40 to +125	2.7 to 3.6	Active Low	LGA-4	X-Axis
RR121-1E73-311	Omnipolar	15	10	2500	8	-40 to +125	2.7 to 3.6	Active Low	SOT-23-3	X-Axis
RR121-3C63-311	Bipolar	-10	10	500	1.7	-40 to +125	2.7 to 3.6	Active Low	SOT-23-3	X-Axis
RR121-3C73-311	Bipolar	-10	10	2500	8	-40 to +125	2.7 to 3.6	Active Low	SOT-23-3	X-Axis
RR121-2A32-364	Unipolar	9	5	20	0.28	-40 to +85	2.7 to 3.6	Dual Active Low	Leaded LGA-4	X-Axis
RR131-1B13-351	Omnipolar	30	20	2	0.2	-40 to +125	2.7 to 3.6	Open Drain	SOT-23-3	X-Axis
RR131-1B13-352	Omnipolar	30	20	2	0.2	-40 to +125	2.7 to 3.6	Open Drain	LGA-4	X-Axis
RR131-2E23-351	Unipolar	15	10	10	0.24	-40 to +125	2.7 to 3.6	Open Drain	SOT-23-3	X-Axis

Coto Part Number	Magnetic Polarity Response	Magnetic Sensitivity Range Minimum (G)	Magnetic Sensitivity Range Maximum (G)	Frequency (Hz)	I _{AVG} (mA)	Temp Rating (°C)	Supply Voltage (V _{DD})	Output Response	Package	Axis of Sensitivity
RR111-1DC2-331	Linear Analog	-10	10	Continuous	1.5	-40 to +85	2.7 to 3.6	Analog Voltage	SOT-23-3	X-Axis
RR111-1DC2-332	Linear Analog	-10	10	Continuous	1.5	-40 to +85	2.7 to 3.6	Analog Voltage	LGA-4	X-Axis

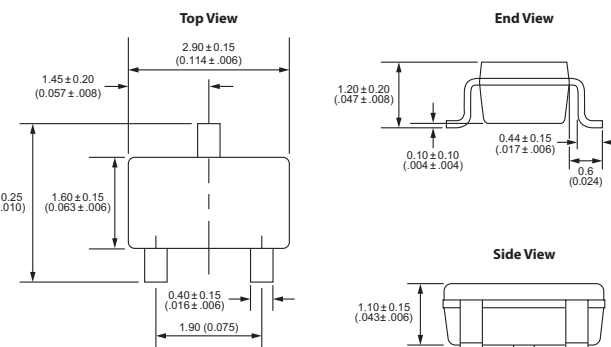


DIMENSIONS

LGA-4 & Leaded LGA-4 Package



SOT-23-3 Package

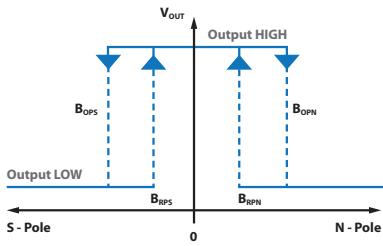


TARGET APPLICATIONS

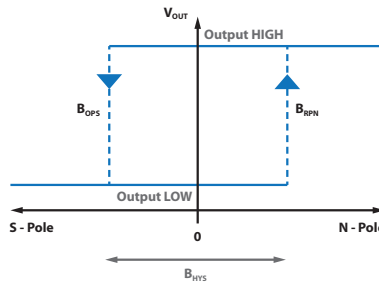
Bare Glass Reed Switch Replacement	Power Switch or Open-Close Detection
Consumer Electronics	Proximity Detection
Door & Lid Closure Detection	Linear Position Sensing
Fluid Level Detection	Rotary Position Sensing
Motor Controllers	Smart Phones, Tablets and Laptops
Open-Close Detection	Utility Meters
Portable Medical Devices	Wake-Up μProcessor

OUTPUT RESPONSE VS. MAGNETIC FLUX

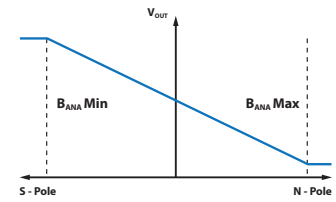
Omnipolar Magnetic Flux Response (Active Low Option)



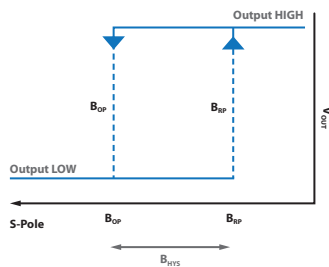
Bipolar Magnetic Flux Response (Active Low Option)



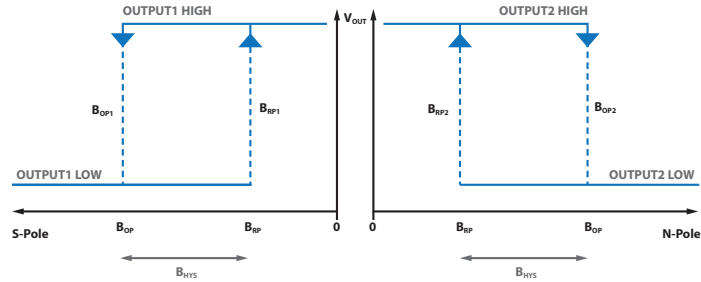
Analog Magnetic Flux Response



Unipolar Magnetic Flux Response (Active Low Option)

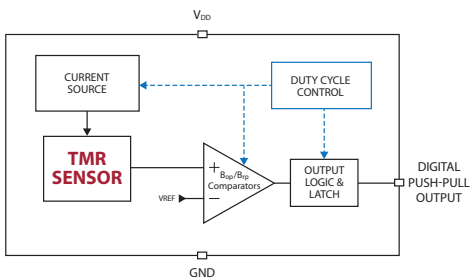


Unipolar Magnetic Flux Response (Dual Active Low Option)

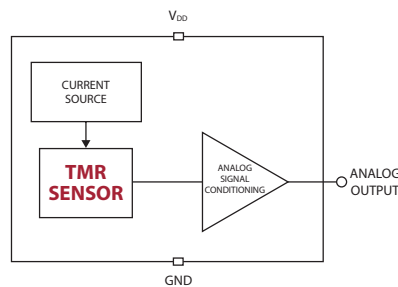


BLOCK DIAGRAMS

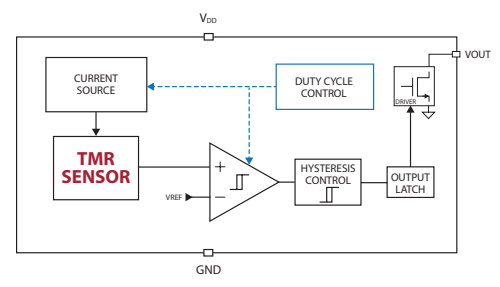
Functional Block Diagram for Digital Push-Pull Output



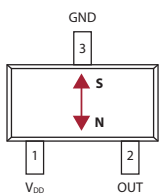
Functional Block Diagram for Analog Output



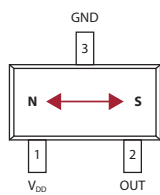
Functional Block Diagram for Digital Open Drain Output



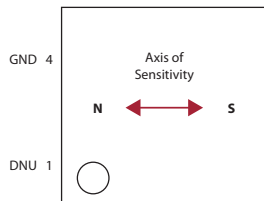
AXIS OF SENSITIVITY & PIN OUT



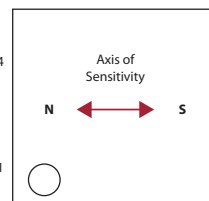
SOT-23 Package (Y-Axis)



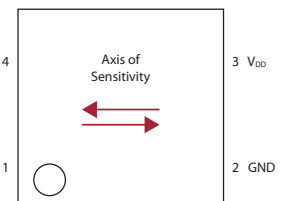
SOT-23 Package (X-Axis)



Digital LGA Package (X-Axis)



Analog LGA Package (X-Axis)



Leaded LGA-4 Package (Dual Active Low) (X-Axis)