



»» Features

- Compact size miniature PCB relays.
- Special design of high performance for motor control of wiper and sunroof, and window lift control.
- High rating 20A with maximum switching current up to 30A.
- High temperature endurance up to 125°C.
- IR-Reflow process compatible (special version).
- Complies with RoHS-Directive 2011/65/EU, and ELV-Directive 2000/53/EC.

»» Type List

Terminal style	Contact form	Designation (provided with)		
		Flux tight	Sealed type	Sealed type washable
PCB terminal	1A (SPNO)	102-1AH-C	102-1AH-V	102-1AH-S
	1C (SPDT)	102-1CH-C	102-1CH-V	102-1CH-S

»» Ordering Information

102 - 1A H - C
 1 2 3 4 5

- | | |
|------------------------------------|---|
| 1. 102 -- Basic series designation | 4. C -- Flux tight |
| 2. 1A -- Single pole normally open | V -- Sealed type |
| 1C -- Single pole double throw | S -- Sealed type washable |
| 3. H -- Contact material AgSnO | 5. <input type="checkbox"/> -- Coil voltage (please refer to the coil rating data for the availability) |

»» Contact Rating

Resistive load	NO/NC : 20A/10A 14VDC
Motor load	Inrush 30A, steady state 10A 14VDC ; 750K ops.
	Motor Lock : 20A 14VDC ; 200K ops.

»» Coil Rating (DC)

Rated voltage (V)	Rated current ±10 % at 23 °C (mA)	Coil resistance ±10 % at 23 °C (Ω)	Max. continuous voltage at 85 °C ⁽¹⁾	Pick up voltage(Max.) at 23 °C	Drop out voltage(Min.) at 23 °C	Power consumption at rated voltage
6	107	56	125 % of rated voltage	60 % of rated voltage	5 % of rated voltage	approx. 0.64W
9	70.8	127				
12	53.3	225				
24	26.7	900				

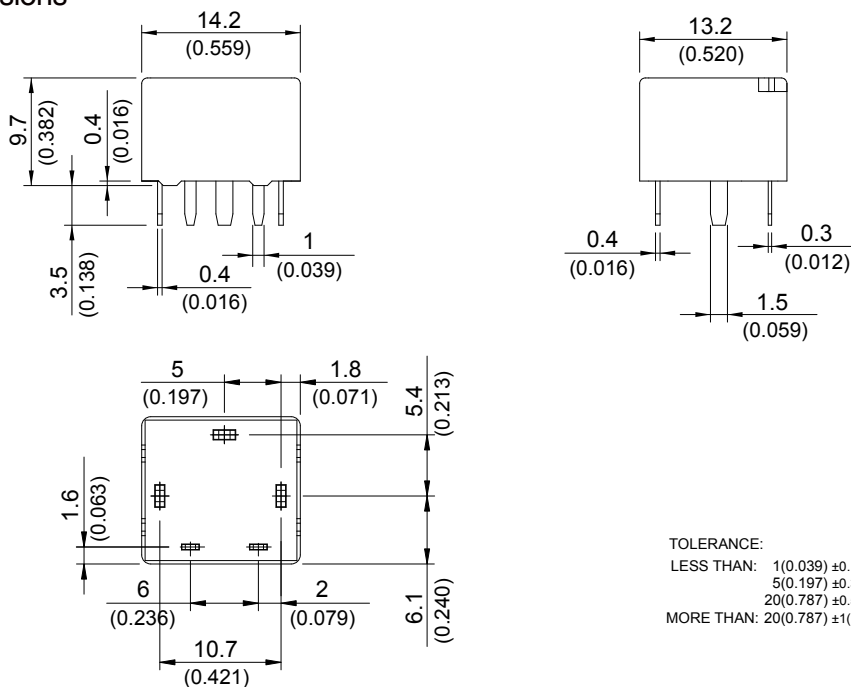
Note:(1)Continuous contact current at 10A.

»» Specification

Contact material	AgSnO alloy	
Contact voltage drop ⁽¹⁾	Typ. 50mV at 10A	
Operate time ⁽¹⁾	10 ms Max.	
Release time ⁽¹⁾	5 ms Max.	
Insulation resistance ⁽¹⁾	100MΩ Min. (DC 500V)	
Dielectric strength ⁽¹⁾	Between open contact	: AC 500V , 50/60Hz 1 min.
	Between contact and coil	: AC 500V , 50/60Hz 1 min.
Vibration resistance	Operating extremes	10~500Hz , 4.4G
	Damage limits	10~500Hz , 4.4G
Shock resistance	Operating extremes	10G
	Damage limits	100G
Life expectancy	Mechanical	10,000,000 operations (frequency 18,000 operations/hr)
	Electrical	100,000 operations (frequency 360 operations/hr)
Operating ambient temperature	-40~+125°C (no freezing)	
Weight	Approx. 4 g	

Note : (1) Initial value. Operate and release time excluding contact bounce.

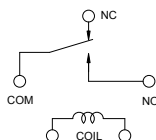
»» Outline Dimensions



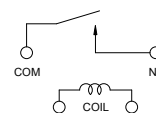
»» Wiring Diagram

BOTTOM VIEW

1C

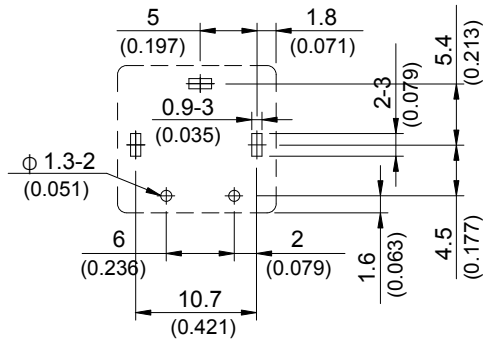


1A

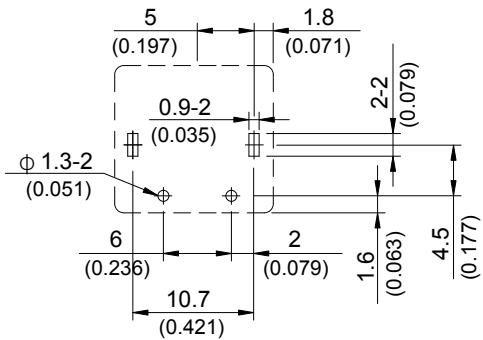


PC Board Layout BOTTOM VIEW

1C



1A



Engineering Data

