

»» Features

- High power PCB relay with 40A rating.
- USA & European footprint are both available.
- Open frame, dust cover, flux-free type, and sealed type are available.
- Offering SPNC, SPNO, SPDT of contact configurations.
- Complies with RoHS-Directive 2011/65/EU and ELV-Directive 2000/53/EC.

»» Type List

◆ Standard type

Terminal style	Contact form	Designation (enclosure)			
		Open type	Flux tight	Sealed type	Sealed type washable
PCB terminal (Footprint for European)	1A (SPNO)	822E-1A	822E-1A-C	822E-1A-V	822E-1A-S
	1B (SPNC)	822E-1B	822E-1B-C	822E-1B-V	822E-1B-S
	1C (SPDT)	822E-1C	822E-1C-C	822E-1C-V	822E-1C-S
PCB terminal (Footprint for USA)	1A (SPNO)	822U-1A	822U-1A-C	822U-1A-V	822U-1A-S
	1B (SPNC)	822U-1B	822U-1B-C	822U-1B-V	822U-1B-S
	1C (SPDT)	822U-1C	822U-1C-C	822U-1C-V	822U-1C-S
PCB terminal (Footprint for USA different terminal)	1A (SPNO)	-----	822UA-1A-C	822UA-1A-V	822UA-1A-S
	1B (SPNC)		822UA-1B-C	822UA-1B-V	822UA-1B-S
	1C (SPDT)		822UA-1C-C	822UA-1C-V	822UA-1C-S

◆ High sensitivity type

PCB terminal (Footprint for European)	1A (SPNO)	822EN-1A	822EN-1A-C	822EN-1A-V	822EN-1A-S
	1B (SPNC)	822EN-1B	822EN-1B-C	822EN-1B-V	822EN-1B-S
	1C (SPDT)	822EN-1C	822EN-1C-C	822EN-1C-V	822EN-1C-S
PCB terminal (Footprint for USA)	1A (SPNO)	822UN-1A	822UN-1A-C	822UN-1A-V	822UN-1A-S
	1B (SPNC)	822UN-1B	822UN-1B-C	822UN-1B-V	822UN-1B-S
	1C (SPDT)	822UN-1C	822UN-1C-C	822UN-1C-V	822UN-1C-S
PCB terminal (Footprint for USA different terminal)	1A (SPNO)	-----	822UAN-1A-C	822UAN-1A-V	822UAN-1A-S
	1B (SPNC)		822UAN-1B-C	822UAN-1B-V	822UAN-1B-S
	1C (SPDT)		822UAN-1C-C	822UAN-1C-V	822UAN-1C-S

»» Ordering Information

822 E - 1A -
 1 2 3 4 5 6

- | | |
|--|---|
| <p>1. 822 -- Basic series designation</p> <p>2. E -- Europe footprint
 U -- USA footprint
 UA -- USA different terminal</p> <p>3. Blank -- Standard type
 N -- High sensitivity type</p> <p>4. 1A -- Single pole normally open
 1B -- Single pole normally close</p> | <p>1C -- Single pole double throw</p> <p>5. Blank -- Open type
 C -- Flux tight
 V -- Sealed type
 S -- Sealed type washable</p> <p>6. <input type="checkbox"/> -- Coil voltage (please refer to the coil rating data for the availability)</p> |
|--|---|

»» Contact Rating

Resistive load	1A	1B	1C
	40A 14VDC	30A 14VDC	NC: 20A 14VDC ; NO: 40A 14VDC

»» Coil Rating (DC)

◆Standard type

Rated voltage (V)	Rated current $\pm 10\%$ at 23°C (mA)	Coil resistance $\pm 10\%$ at 23°C (Ω)	Max. continuous voltage at 85°C ⁽¹⁾	Pick up voltage(Max.) at 23°C	Drop out voltage(Min.) at 23°C	Power consumption at rated voltage
6	315	19	130 % of rated Voltage	3.3	0.6	approx. 1.6W
9	180	50		5.0	0.9	
12	133	90		6.8	1.2	
24	66	362		13.9	2.4	

Note : (1) Continuous contact current at 20A.

◆High sensitivity type

Rated voltage (V)	Rated current $\pm 10\%$ at 23°C (mA)	Coil resistance $\pm 10\%$ at 23°C (Ω)	Max. continuous voltage at 85°C ⁽¹⁾	Pick up voltage(Max.) at 23°C	Drop out voltage(Min.) at 23°C	Power consumption at rated voltage
6	200	30	130 % of rated Voltage	75 % of rated Voltage	10 % of rated Voltage	approx. 1.2W
9	133	67.5				
12	100	120				
24	50	480				

Note : (1) Continuous contact current at 20A.

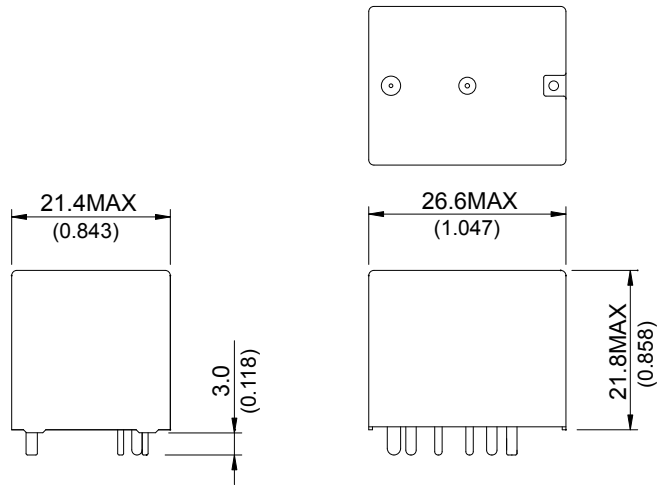
»» Specification

Contact material	AgSnO alloy	
Contact voltage drop ⁽¹⁾	Typ. 40mV at 10A	
Insulation resistance ⁽¹⁾	50M Ω Min. (DC 500V)	
Operate time ⁽¹⁾	5ms Max.	
Release time ⁽¹⁾	4ms Max.	
Dielectric strength ⁽¹⁾	Between open contact	: AC 500V , 50/60Hz 1 min.
	Between contact and coil	: AC 500V , 50/60Hz 1 min.
Vibration resistance	Operating extremes	10~500Hz , 4.4G
	Damage limits	10~500Hz , 4.4G
Shock resistance	20G , 11ms , half sine wave pulse	
Life expectancy	Mechanical	10,000,000 operations (frequency 18,000 operations/hr)
	Electrical	100,000 operations (frequency 1,200 operations/hr)
Operating ambient temperature	-40~+85°C (no freezing)	
Weight	Approx. 17.5g	

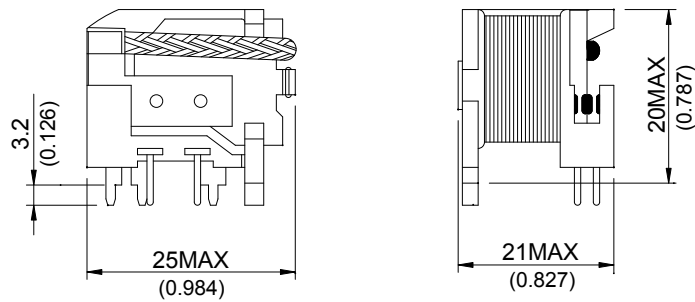
Note : (1) Initial value. Operate and release time excluding contact bounce.

»» Outline Dimensions

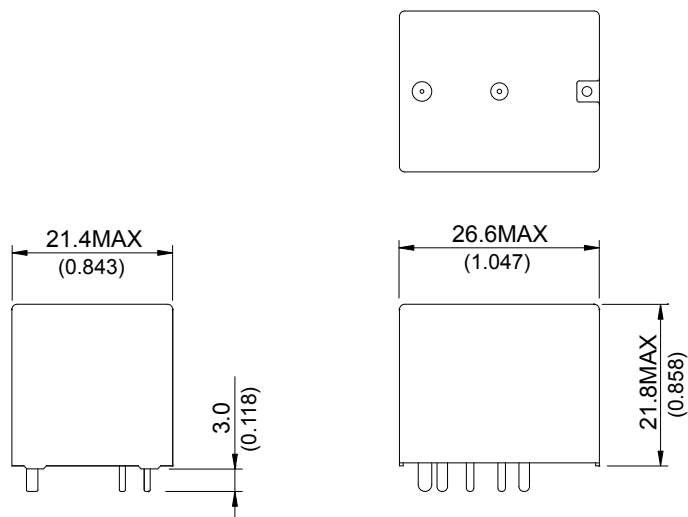
◆ 822E,UA



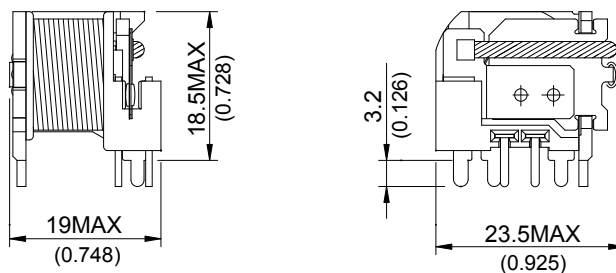
◆ 822E OPEN



◆ 822U



◆ 822U OPEN



TOLERANCE:
 LESS THAN: 1(0.039) ±0.1(0.004)
 5(0.197) ±0.3(0.012)
 20(0.787) ±0.5(0.020)
 MORE THAN: 20(0.787) ±1(0.039)

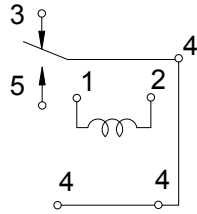
822

Wiring Diagram

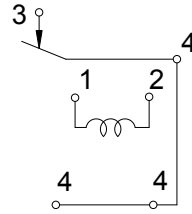
BOTTOM VIEW

◆822E,822UA,822U(OPEN)

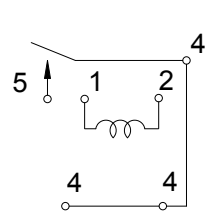
1C



1B

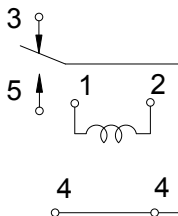


1A

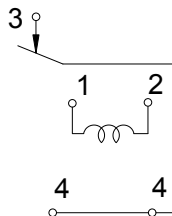


◆822U

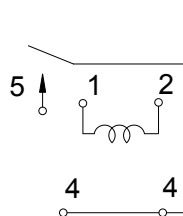
1C



1B



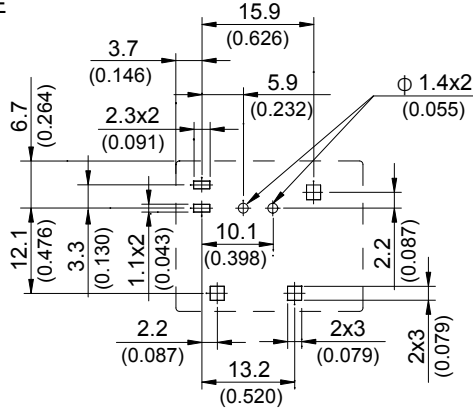
1A



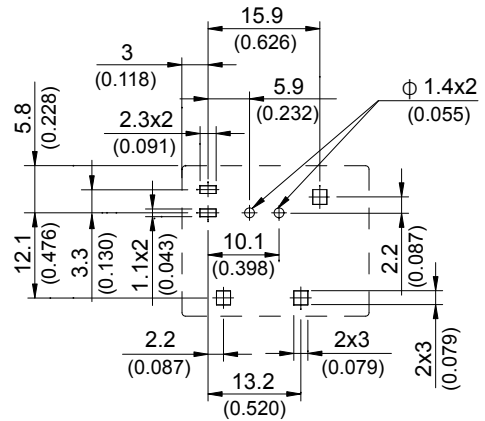
PC Board Layout

BOTTOM VIEW

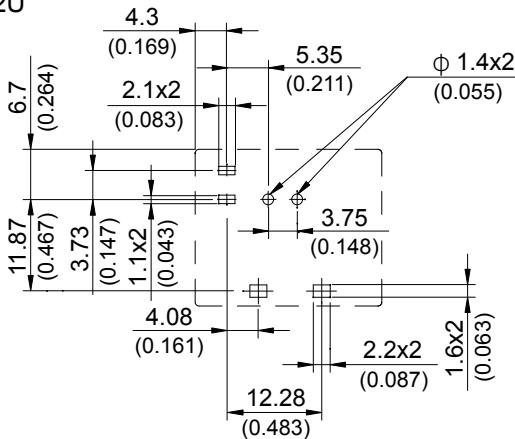
◆822E



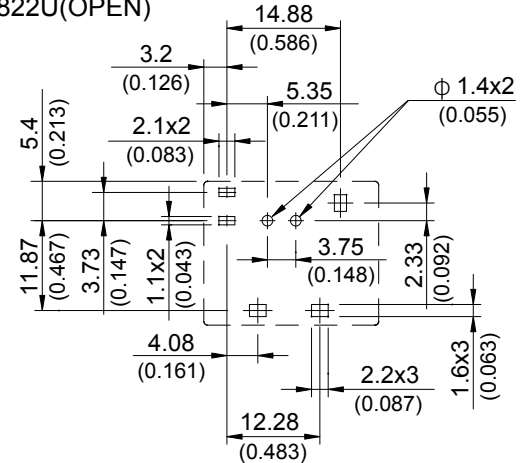
◆822E(OPEN)



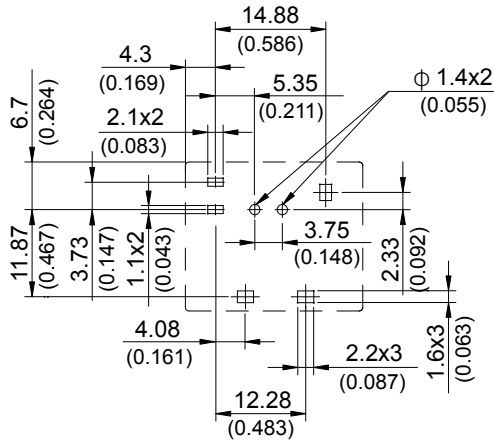
◆822U



◆822U(OPEN)



◆ 822UA



»» Engineering Data

