



### »» Features

- Slim PCB Miniature Power Relay.
- Designed for high rating 10A and 105°C high temperature applications.
- High CTI 250 material or product comply with IEC 60335-1 are available.
- Optional for Flux-tight and sealed version.
- Complies with RoHS-Directive 2011/65/EU.

### »» Type List

Terminal style	Contact form	UL Insulation system approval	Designation (provided with)		
			Flux tight	Sealed type	Sealed type washable
PCB terminal	1A (SPNO)	F	202HT-1AC-F-C	202HT-1AC-F-V	202HT-1AC-F-S

### »» Ordering Information

202 H T - 1A C - F - C □  
 1 2 3 4 5 6 7 8

- |                                    |  |
|------------------------------------|--|
| 1. 202 -- Basic series designation | 6. F -- Class F  |
| 2. H -- High power type            | 7. C -- Flux tight   |
| 3. T -- High temperature type      | V -- Sealed type   |
| 4. 1A -- Single pole normally open | S -- Sealed type washable  |
| 5. C -- Contact material AgNi      | 8. □ -- Coil voltage (please refer to the coil rating data for the availability) |

### »» Contact Rating

Rated load	10A 240VAC
Max. switch voltage	277VAC
Max. switch current	10A

### »» Coil Rating (DC)

Rated voltage (V)	Rated current ±10% at 23°C (mA)	Coil resistance ±10% at 23°C (Ω)	Max. continuous voltage at 85°C	Pick up voltage (Max.) at 23°C	Drop out voltage (Min.) at 23°C	Power consumption at rated voltage
5	72	69.4	130 % of rated voltage	75 % of rated voltage	5 % of rated voltage	approx. 0.36W
6	60	100				
9	40	225				
12	30	400				
18	20	900				
24	15	1600				

## »» Specification

Contact material	AgNi alloy	
Contact resistance <sup>(1)</sup>	100mΩ Max. (at 1A/6VDC by 4-wire resistance measurement)	
Operate time <sup>(1)</sup>	10 ms Max.	
Release time <sup>(1)</sup>	10 ms Max.	
Insulation resistance <sup>(1)</sup>	1000 MΩ Min. (DC 500V)	
Dielectric strength <sup>(1)</sup>	Between open contact	: AC 750V, 50/60Hz 1 min.
	Between contact and coil	: AC 4000V, 50/60Hz 1 min.
Vibration resistance	Operating extremes	10~55Hz , amplitude 1.5 mm
	Damage limits	10~55Hz , amplitude 1.5 mm
Shock resistance	Operating extremes	10G
	Damage limits	100G
Life expectancy	Mechanical	5,000,000 operations (frequency 18,000 operations/hr)
	Electrical	100,000 operations (frequency 900 operations/hr)
Operating ambient temperature	-40~ +105°C (no freezing)	
Weight	Approx. 4 g	

Note : (1) Initial value. Operate and release time excluding contact bounce.

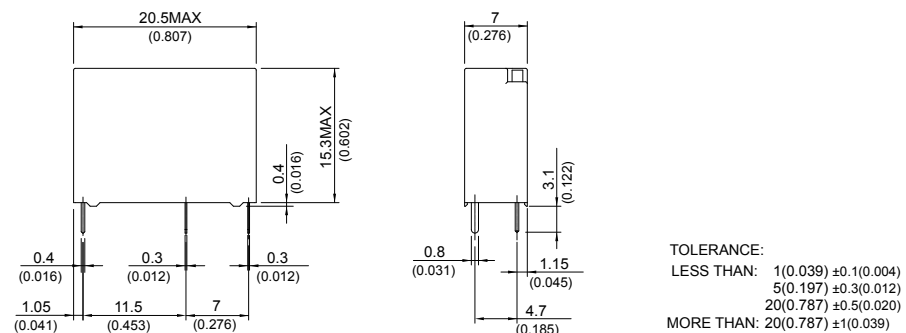
## »» Safety Approval

Certified	UL / CUL	VDE
File No.	E74321	40008369

## »» Safety Approval Rating

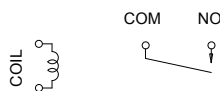
UL / CUL	VDE
10A 277VAC	10A 250VAC T85 7A 250VAC T105

## »» Outline Dimensions



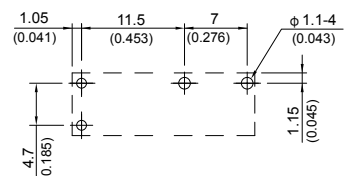
## »» Wiring Diagram

BOTTOM VIEW



## »» PC Board Layout

BOTTOM VIEW



## »» Engineering Data

