

»» Features

- 30A general purpose Power Relays.
- UL Class F and 10KV surge.
- With & without quick terminals on top.
- SPNO, SPNC, SPDT contact configurations.
- Open frame, dust cover sealed flux free & sealed washable flange cover etc. are both available.
- Complies with RoHS-Directive 2011/65/EU.



»» Type List

◆ 855AP

Terminal style	Contact form	UL Insulation system approval	Designation (provided with)		
			Flux tight	Sealed type	Sealed type washable
P (PCB terminal)	1A (SPNO)	-----	855AP-1A-C	855AP-1A-V	855AP-1A-S
		F	855AP-1A-F-C	855AP-1A-F-V	855AP-1A-F-S
		-----	855AP-1A-C-B	855AP-1A-V-B	855AP-1A-S-B
		F	855AP-1A-F-C-B	855AP-1A-F-V-B	855AP-1A-F-S-B
	1C (SPDT)	-----	855AP-1C-C	855AP-1C-V	855AP-1C-S
		F	855AP-1C-F-C	855AP-1C-F-V	855AP-1C-F-S
		-----	855AP-1C-C-B	855AP-1C-V-B	855AP-1C-S-B
		F	855AP-1C-F-C-B	855AP-1C-F-V-B	855AP-1C-F-S-B

◆ 855AW

Terminal style	Contact form	Insulation system	Designation
			Flanged cover
W (quick terminal)	1A (SPNO)	-----	855AW-1A-C1
		F	855AW-1A-F-C1
		-----	855AW-1A-C1-B
		F	855AW-1A-F-C1-B
	1C (SPDT)	-----	855AW-1C-C1
		F	855AW-1C-F-C1
		-----	855AW-1C-C1-B
		F	855AW-1C-F-C1-B

855A

◆ 855AWP

Terminal style	Contact form	Insulation system	Designation		
			Flux tight	Sealed type	Sealed type washable
WP (PCB terminal & quick terminal)	1A (SPNO)	-----	855AWP-1A-C	855AWP-1A-V	855AWP-1A-S
		F	855AWP-1A-F-C	855AWP-1A-F-V	855AWP-1A-F-S
		-----	855AWP-1A-C-B	855AWP-1A-V-B	855AWP-1A-S-B
		F	855AWP-1A-F-C-B	855AWP-1A-F-V-B	855AWP-1A-F-S-B
	1C (SPDT)	-----	855AWP-1C-C	855AWP-1C-V	855AWP-1C-S
		F	855AWP-1C-F-C	855AWP-1C-F-V	855AWP-1C-F-S
		-----	855AWP-1C-C-B	855AWP-1C-V-B	855AWP-1C-S-B
		F	855AWP-1C-F-C-B	855AWP-1C-F-V-B	855AWP-1C-F-S-B

◆ 855AWP

Terminal style	Contact form	Insulation system	Designation	
			Flux tight cover without shroud	Sealed type washable without shroud
WP (PCB terminal & quick terminal)	1A (SPNO)	-----	855AWP-1A-C2	855AWP-1A-S2
		F	855AWP-1A-F-C2	855AWP-1A-F-S2
		-----	855AWP-1A-C2-B	855AWP-1A-S2-B
		F	855AWP-1A-F-C2-B	855AWP-1A-F-S2-B
	1C (SPDT)	-----	855AWP-1C-C2	855AWP-1C-S2
		F	855AWP-1C-F-C2	855AWP-1C-F-S2
		-----	855AWP-1C-C2-B	855AWP-1C-S2-B
		F	855AWP-1C-F-C2-B	855AWP-1C-F-S2-B

»» Ordering Information

855A W - 1A - □ - □ - □ □
 1 2 3 4 5 6 7

- | | |
|-------------------------------------|--|
| 1. 855A -- Basic series designation | 5. Blank -- Open type |
| 2. W -- Quick terminals | C -- Flux tight |
| P -- PCB terminals | V -- Sealed type |
| WP -- Quick and PCB terminals | S -- Sealed type washable |
| 3. 1A -- Single pole normally open | C1 -- Flanged cover |
| 1B -- Single pole normally closed | C2 -- Flux tight cover without shroud |
| 1C -- Single pole double throw | S2 -- Sealed type washable without shroud |
| 4. Blank -- Standard type | 6. Blank -- Standard type |
| F -- Class F | B -- With insulation barrier |
| | 7. □ -- Coil voltage (please refer to the coil rating data for the availability) |

»» Contact Rating

Load type	1A	1B	1C
Resistive load	30A 240VAC	15A 240VAC	NC/NO:10A/20A 240VAC

»» Coil Rating (DC)

Rated voltage (V)	Rated current $\pm 10\%$ at 23°C (mA)	Coil resistance $\pm 10\%$ at 23°C (Ω)	Max. continuous voltage at 85°C	Pick up voltage(Max.) at 23°C	Drop out voltage(Min.) at 23°C	Power consumption at rated voltage
5	185	27	130 % of rated voltage	75 % of rated voltage	10 % of rated voltage	approx. 0.93W
6	150	40				
9	93	97				
12	77	155				
18	47	380				
24	36	660				
36	25	1,440				
48	19	2,560				
110	8	13,400				

»» Specification

Contact material	AgSnO alloy	
Contact resistance ⁽¹⁾	50m Ω Max. (at 1A/6VDC by 4-wire resistance measurement)	
Operate time ⁽¹⁾	15 ms Max.	
Release time ⁽¹⁾	15 ms Max.	
Insulation resistance ⁽¹⁾	100 M Ω Min. (DC 500V)	
Dielectric strength ⁽¹⁾	Between open contact	: AC 1500V, 50/60Hz 1 min.
	Between contact and coil	: AC 2000V, 50/60Hz 1min. : AC 2500V, 50/60Hz 1min.(Only for with insulation barrier)
Vibration resistance	Operating extremes	10~55Hz, amplitude 1.5 mm
	Damage limits	10~55Hz, amplitude 1.5 mm
Shock resistance	Operating extremes	10G
	Damage limits	100G
Life expectancy	Mechanical	10,000,000 operations (frequency 18,000 operations/hr)
	Electrical	100,000 operations (frequency 600 operations/hr)
Operating ambient temperature	-55~+85°C (no freezing) ⁽²⁾	
Weight	Approx. 25.5g (P), 36g (W), 30g (WP)	

Note : (1) Initial value. Operate and release time excluding contact bounce.

(2) -55 ~ +105°C is available.

855A

»» Safety Approval

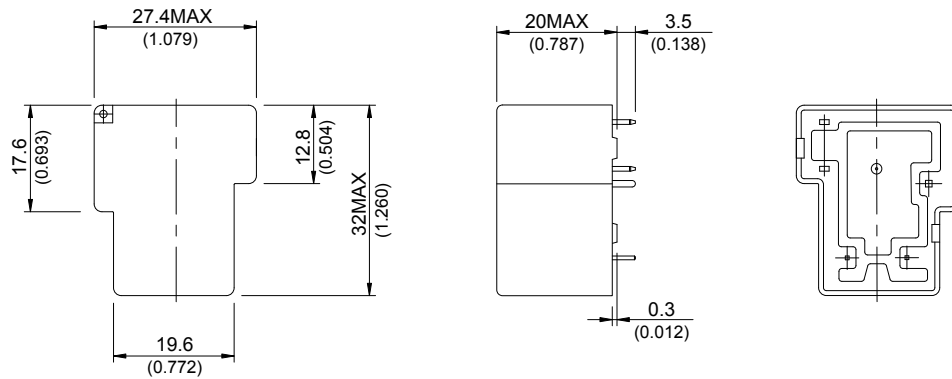
Certified	UL / CUL	TUV
File No.	E88991	R50057260

»» Safety Approval Rating

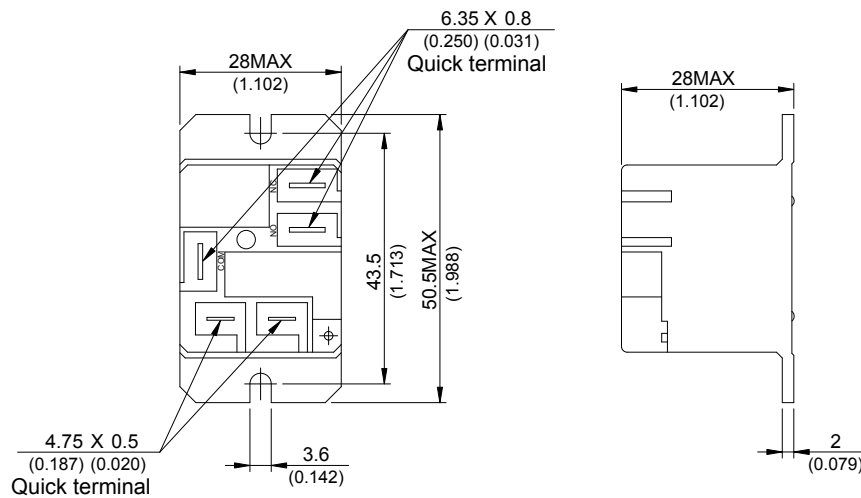
UL / CUL			TUV
1A	1B	1C	
30A 240VAC 20FLA/60LRA 240VAC TV-5	15A 240VAC/28VDC 10FLA/33LRA 240VAC	NO: 20A 240VAC/28VDC 20FLA/60LRA 240VAC TV-5 NC: 10A 240VAC/28VDC 10FLA/33LRA 240VAC	NO: 30A 250VAC NC: 15A 250VAC

»» Outline Dimensions

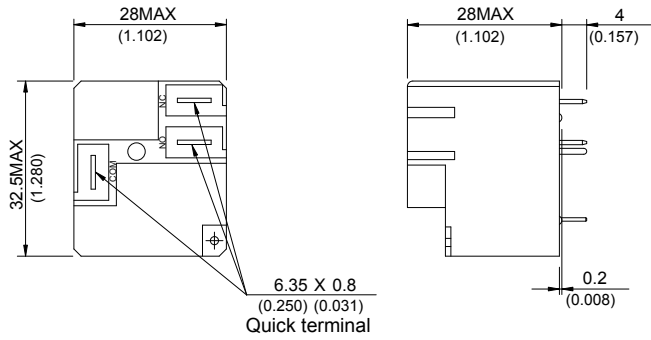
◆ 855AP



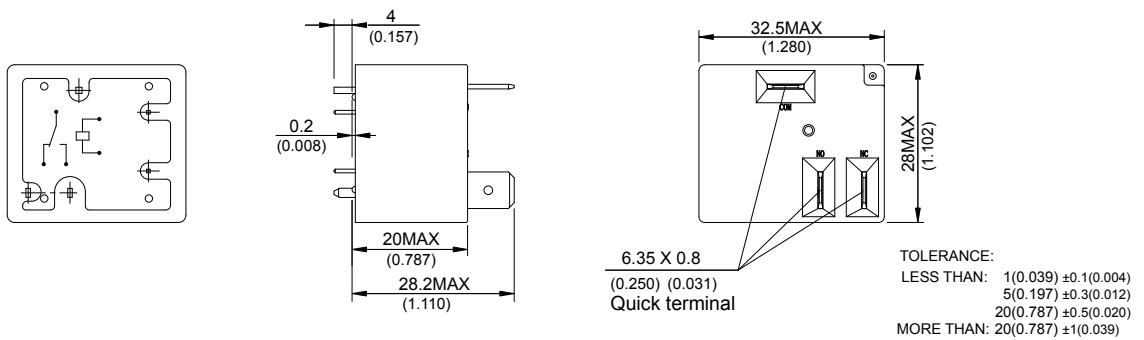
◆ 855AW



◆ 855AWP (-C,-V,-S)



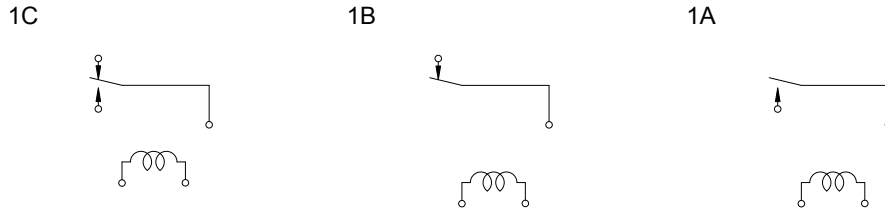
◆ 855AWP (-C2,-S2)



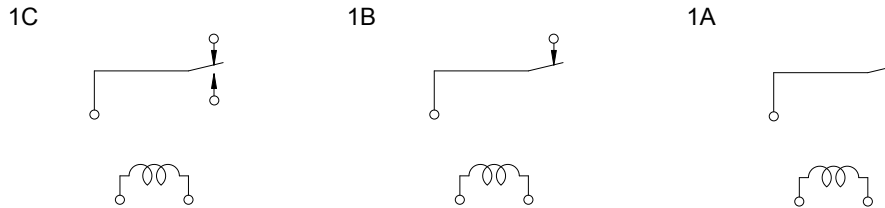
»» Wiring Diagram

BOTTOM VIEW

◆ 855AP/AWP



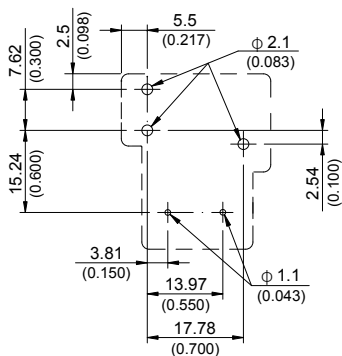
◆ 855AW



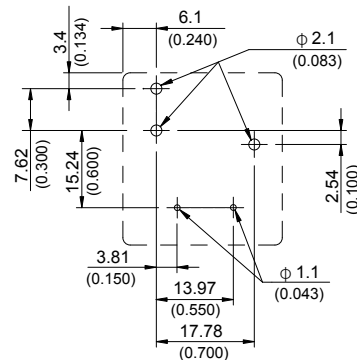
»» PC Board Layout

BOTTOM VIEW

◆ 855AP



◆ 855AWP



855A

»» Engineering Data

